

Easy Series



Easy Extraction Basic Set



Direction for use

Periotome



Forcep



Luxator



- “Easy Series” consist of independent product such as “Easy Periotome”, “Easy Forcep” and “Easy Luxator” that you may purchase separately. You may also purchase them in a set product.

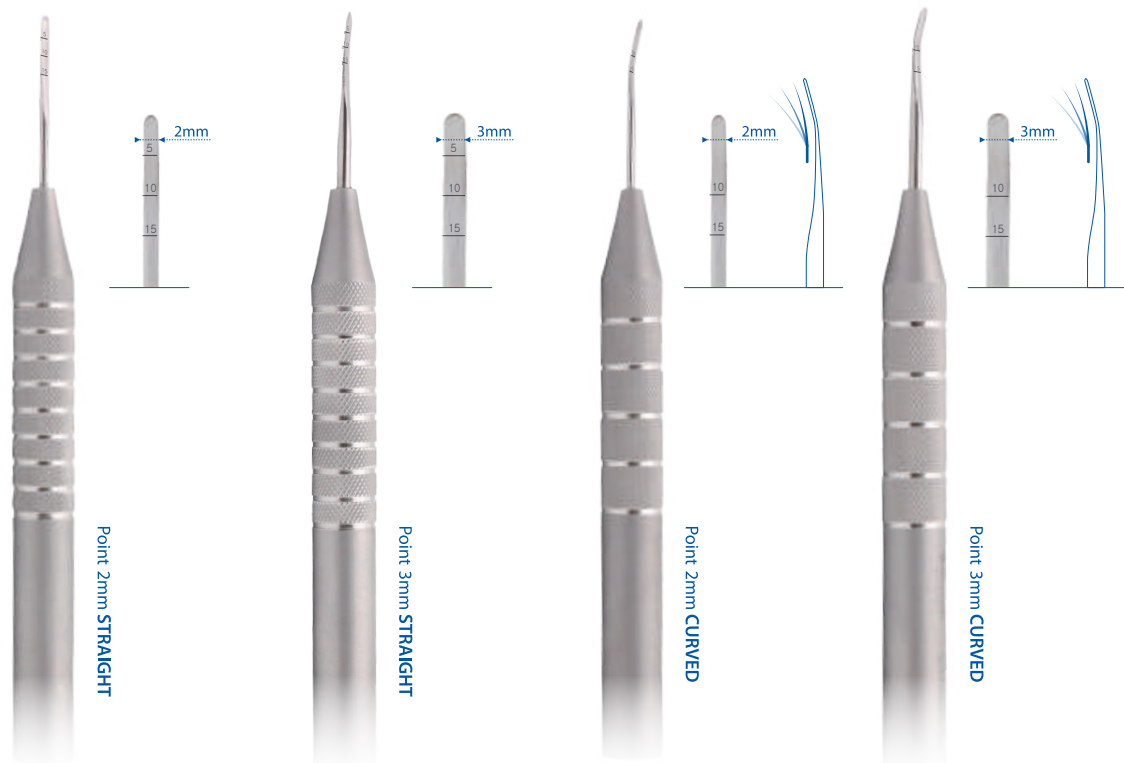
01 Easy Periotome

This product is used for minimizing damage to the alveolar bone as it helps cut the periodontal ligament to detach teeth from the periodontal ligament for implant immediately after tooth extraction or general tooth extraction.

Cautions

- Easy Periotome is used for cutting off only the periodontal ligament.
Do not lift it up or twist with excessive force such as Elevator.

Easy Periotome



Easy Periotome

2mm [STRAIGHT]
CODE NO. **3305**

Easy Periotome

3mm [STRAIGHT]
CODE NO. **3306**

Easy Periotome

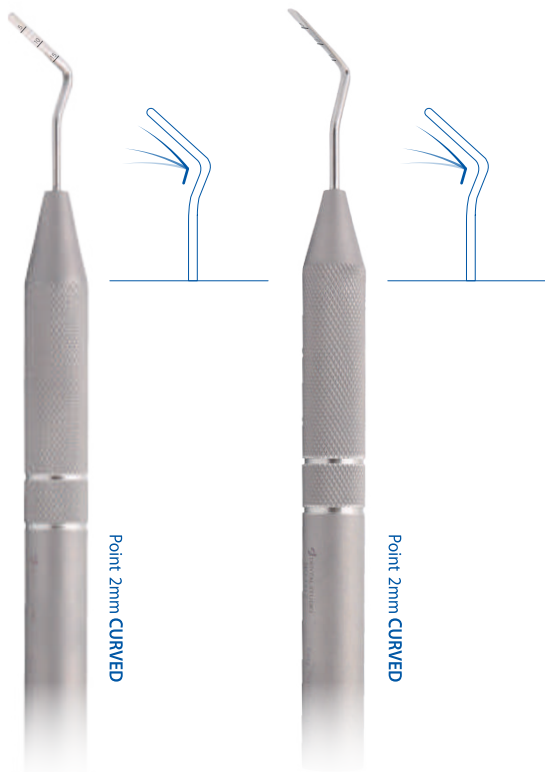
2mm [CURVED]
CODE NO. **3307**

Easy Periotome

3mm [CURVED]
CODE NO. **3308**

●
Included in the
Easy Extraction Basic Set

●
Included in the
Easy Extraction Basic Set



Easy Periotome

2mm [CURVED]
CODE NO. **3311**

●
Exclusive use for
Posterior Part

Easy Periotome



2mm [CURVED]
CODE NO. **3312**

●
Exclusive use for
Posterior Part



Flexible Type

- Easy Periotome adopts the flexible type which can be bent freely, and ensures approach to the tooth root, so that you can cut off the periodontal ligament very easily.



Easy Periotome Set



02 Easy Forceps

Easy Forcep provides a new specialized tip design, not the existing way to hold a tooth for extraction, but a new approach to penetrate into the inside of periodontal tissue for tooth extraction. It lessens the luxation effect and possibility of root residues while minimizing damage to the alveolar bone.

Notice

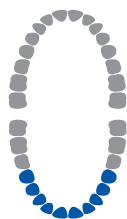

- Our Specialized design enables easier and faster tooth extraction.

Included in the
Easy Extraction Basic Set



**Maxillary
Anterior Tooth**

CODE NO. 3251



**Mandibular
Anterior Tooth**

CODE NO. 3252

Included in the
Easy Extraction Basic Set





**Mandibular
Posterior Tooth**
CODE NO. 3253




This block features a pair of extraction pliers with curved beaks. To the right is a diagram of a dental arch with a blue circle highlighting the lower posterior teeth. Further right are three clinical photographs: the first shows the pliers being applied to a tooth, the second shows the pliers gripping the tooth, and the third shows the pliers being used to extract the tooth.





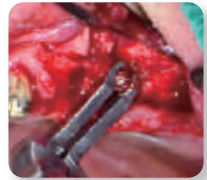

**Root
[Universal]**
CODE NO. 3254



This block features a pair of extraction pliers with long, straight beaks. To the right is a diagram of a dental arch with a blue circle highlighting the upper anterior teeth. Further right are two clinical photographs showing the pliers being used to grip and extract a tooth from a dental model.



**Implant
[Universal]**
CODE NO. 3220



This block features a pair of extraction pliers with curved beaks and a locking mechanism. To the right is a diagram of a dental arch with a blue circle highlighting a central implant. Further right are three clinical photographs: the first shows the pliers being applied to an implant in a surgical site, the second shows the pliers gripping the implant, and the third shows the extracted implant and a small piece of tissue on a blue background.

03 Easy Luxator

It is a New Easy Luxator which has flexible and thin blade unlike other Luxator. Due to this structural feature, the tip of the luxator easily digs into the PDL space. So the distortion of teeth from the alveolar bone can be induced with even a small force. It also enables Atraumatic extraction because it minimizes the damage of surrounding soft tissue and alveolar bone.



Easy Luxator

3mm [STRAIGHT]

CODE NO. **3111 & 3112**

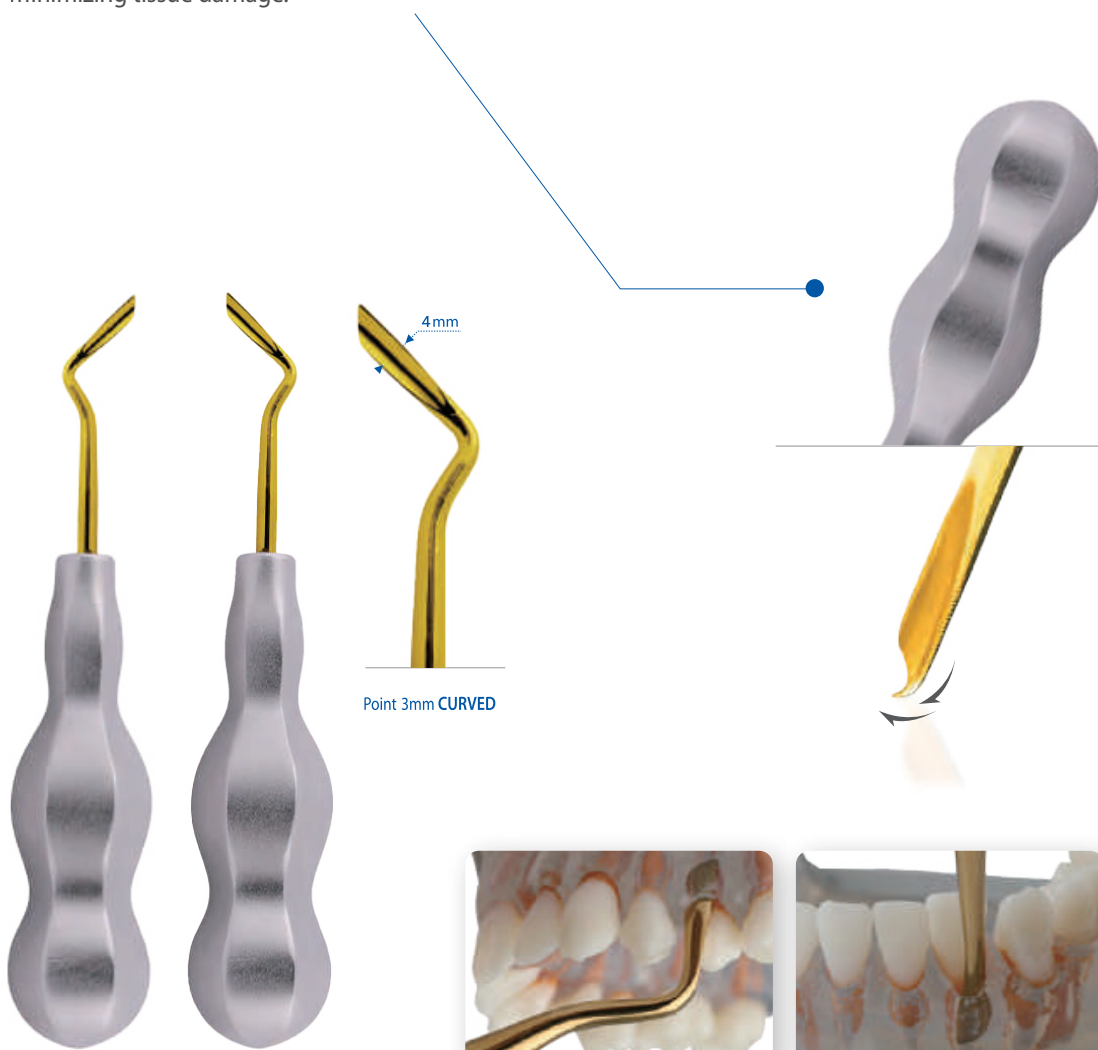
Easy Luxator

4mm [STRAIGHT]

CODE NO. **3113 & 3114**

●
Included in the
Easy Extraction Basic Set

It is made of a special alloy, so it has elasticity and is thinner than other Luxator. It has the advantage of free from breakage, preserving the shape of the skeleton, and minimizing tissue damage.



Easy Luxator

3mm [CURVED]

CODE NO. **3115 & 3116**



※ Caution: Do not lift it up or twist with excessive force such as Elevator

04 Easy Sinus Curette & Surgical Curette

Flexible Sinus Lift instruments increase the sensitiveness during operation and reduce the risk of perforation in the sinus membrane.

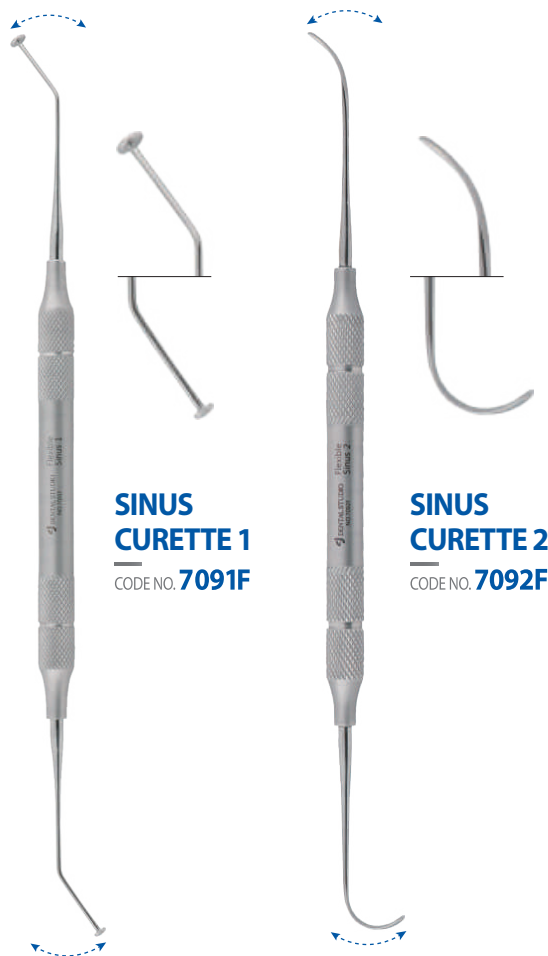
EASY SINUS CURETTE is made from more flexible and special materials than those of the existing products to provide a role of buffering in preventing the membrane from troubles while the sinus membrane is being serrated.

Notice

- Stable operation is helped with the design to feel the sensitiveness of the operator.
- Easy approach to the maxillary sinus is ensured with the specialized SINUS CURETTE design.
- The risk of perforation is substantially reduced.



CODE NO. **7096F** (Set)





**SINUS
CURETTE 3**
CODE NO. 7093F



**SINUS
CURETTE 4**
CODE NO. 7094F

As the tip part is made by tiny saw,
it is easy to remove the stick
foreign material by scraping
quickly and easily.



**Surgical
Curette [Saw]**
LUCAS86-1 / 3,5mm
CODE NO. 4004

Included in the
Easy Extraction Basic Set

Not included in the
Easy Sinus Curette Set

MEMO






MEMO



www.zenitoni.com



T +82 2 3664 2882 F +82 2 3664 2882 E zenitoni@zenitoni.com

Address #1013, #1014 Central-Towel II, 158, Magokseo-ro, Gangseo-gu, Seoul, 07788, Republic of Korea